




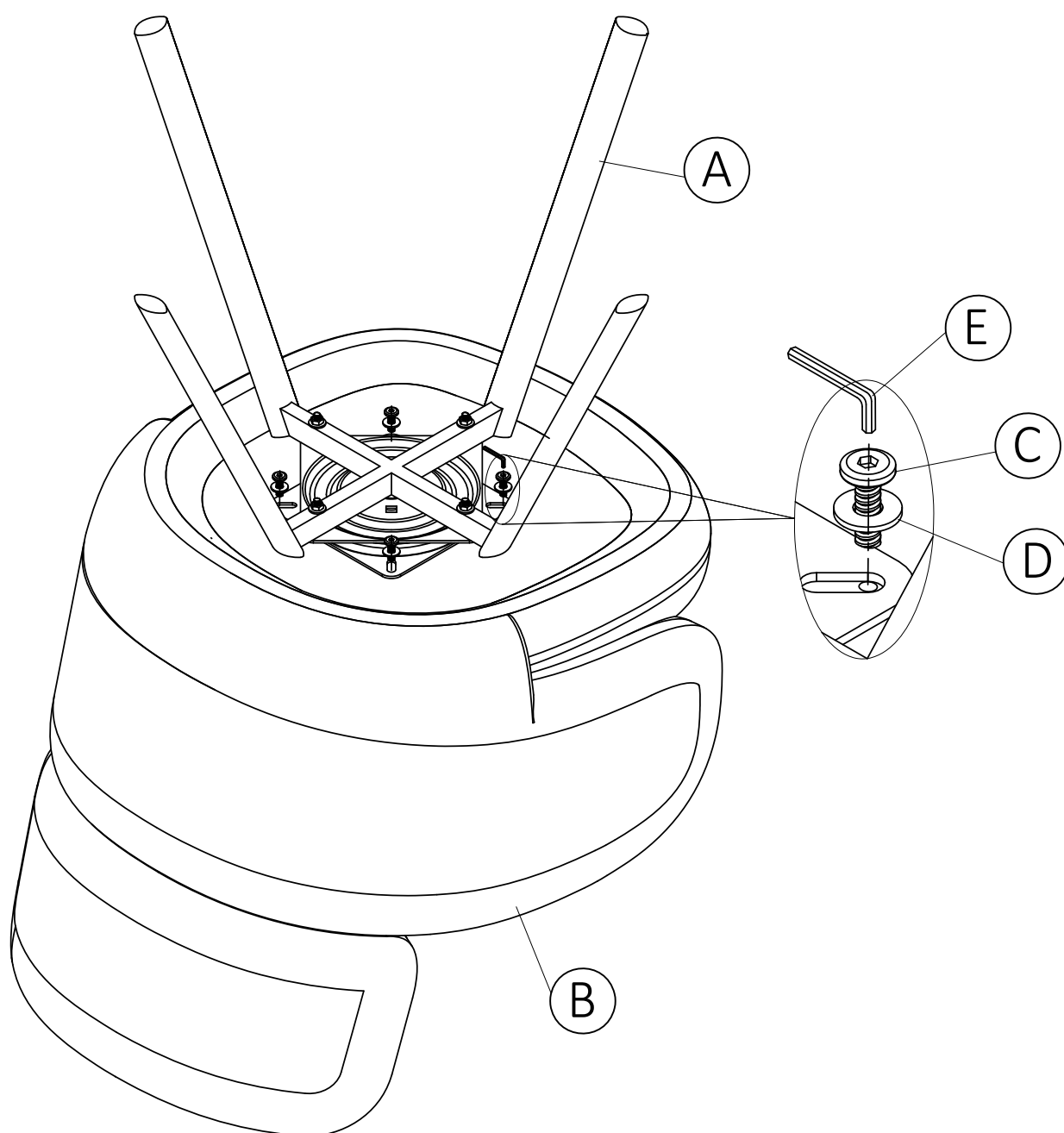







| A   | B   | C  | D   | E   |
|---|---|--|---|---|
|  |  | <br>M6x20 | <br>Ø16x6 mm |  |
| 1 PC  | 1 PC  | 4 PCS  | 4 PCS   | 1 PC  |

**FIG.**  
**1**



ASSEMBLY INSTRUCTION  
4202-2800

| A   | B   | C  | D   | E   |
|---|---|--|---|---|
|  |  | <br>M6x20 | <br>Ø16x6 mm |  |
| 1 PC  | 1 PC  | 4PCS   | 4PCS  | 1 PC  |

**FIG.**  
**2**

